

# Solubility Enhancement of Atorvastatin Calcium by Solid Dispersion using Skimmed Milk Powder

\*Bachhav Ashwini A.<sup>1</sup>, Ahire Satish A.<sup>2</sup>, Dr. Jadhav Anil G.<sup>1</sup>

1. Department of Pharmaceutics, Sandip Institute of Pharmaceutical Science,  
Mahiravani Tal. Trimbakeshwar (Nashik) India.

2. Department of Chemistry, MGV'S L. V. H. Arts, Science and Commerce College,  
Panchavati, Nashik, India.

ashwini27212@gmail.com

## Abstract

Atorvastatin calcium is a BCS class II drug which shows poor bioavailability due to inadequate solubility. Solid dispersions present a promising option to enhance the solubility of poorly water soluble drugs. Atorvastatin calcium has low solubility and low oral bioavailability, so it's a challenge to formulate suitable dosage form. In order to improve aqueous solubility of the drug, solid dispersion of Atorvastatin calcium and skimmed milk were prepared and investigated. Lyophilization technique was used to prepared solid dispersion. The objective of this investigation was to improve the solubility of the poorly water-soluble drug Atorvastatin calcium, using solid dispersion techniques, with skimmed milk powder as a hydrophilic carrier. The effects of the polymer concentration and method of preparation on the solubility rate was studied. The results showed that the solubility of Atorvastatin calcium increases with increasing skimmed milk concentration. The solubility study clearly demonstrated the potential of hydrophilic skimmed milk in enhancing the solubility rate of Atorvastatin calcium. The whole formulation showed distinct enhancement in the solubility. The optimum Atorvastatin calcium to skimmed milk ratio 1:9 enhances the solubility. It was concluded that for improvement of solubility of poorly water soluble Atorvastatin calcium, skimmed milk powder as a carrier can be utilize very well.

**Keywords**-Skimmed milk, Solid dispersion, Solubility, Atorvastatin calcium

## INTRODUCTION

Solubility have major importance in a large number of scientific disciplines and practical applications in processing to the use of medicines [1]. Drugs with poor aqueous solubility are an important issue for pharmaceutical research scientists. [2]. Drugs that are poorly soluble in water are associated with slower drug absorption, eventually leading to inadequate and variable bioequivalence [3]. Drugs are classified on the basis of their solubility and permeability characteristics. The Biopharmaceutical Classification System (BCS) categorizes drugs in four classes: Class I, Class II, Class III, and Class IV. Drugs belonging to BCS Class II are poorly soluble in water, with high permeability [4, 5], and thus are ideal candidates for enhancing bioavailability by simply enhancing solubility. Atorvastatin calcium is a BCS Class II drug. Atorvastatin calcium is used as a hypolipidemic synthetic agent, it is an inhibitor of 3-hydroxy-3-methylglutaryl-coenzyme A reductase (HMG CoA), which catalyses the conversion of HMG CoA to mevalonate, an early rate limiting step in the cholesterol biosynthesis pathway [6]. Chemically it is (3R,5R)-7-[2-(4-fluorophenyl)-3-phenyl-4-(phenylcarbamoyl)-5-(propan-2-yl)-1-H-pyrrol-1-yl]-3,5-dihydroxyheptanoic acid.

It is insoluble in aqueous solutions with pH values less than 4; very slightly soluble in distilled water, phosphate buffer of pH 7.4, and acetonitrile; slightly soluble in ethanol; and freely soluble in methanol [7, 8]. Atorvastatin calcium has a plasma half-life of 18–24 hours, much higher than that of other statins. Poor oral bioavailability of Atorvastatin calcium (12%) is mainly attributed to its low aqueous solubility (0.1 mg/mL) and its crystalline nature [9].

In pharmaceutical world from last few eras, more number of poorly soluble drug substances are growing constantly. Consequently, many new approaches have been addressed to improve the solubility and enhance the dissolution rates. [10] So, the challenge for the development scientists is to use various solubilization technologies. For preparation of solid dispersion (SD), commonly used methods include the fusion or solvent processes such as hot melt extrusion, spray drying, solvent co-precipitation and super critical fluid process. [11-13] For the formulation of poorly water soluble drug, SD is established as a firm platform. A successful SD should be simply converted to ultimate dosage form and it must be physically and chemically stable during storage. Development of poor water soluble drug as SD officiating a distinct enhancement in their dissolution rates and is generally assisted by an enhancement in their relative bioavailability. [14]

The advantages of SD method are simple method and its non toxicity. Till now no efforts has been done to prepare SD using skimmed milk. Skimmed milk is very cheap, freely available, biodegradable and it does not show any toxicity issue. So the formulation of SD of Atorvastatin calcium with the use of skimmed milk and restricted water solubility may be a prospective and cost effective way to overwhelm the issue. Skimmed milk used as a carrier in formulation of solid is the best approach for modulating gastric irritation as well as enhancement of the water solubility of the Atorvastatin calcium. [15]

In the present work, we developed a solid dispersion of Atorvastatin calcium using skimmed milk. The skimmed milk is a colloidal suspension of casein micelles, globular proteins and lipoprotein particles. The principal casein fractions are  $\alpha$ -s1,  $\alpha$ -s2,  $\beta$ -casein and  $\kappa$ -casein.  $\beta$ -casein is

amphiphilic and acts as a detergent molecule with surfactant property. The milk also contains whey proteins with principle fractions of  $\beta$ -lactoglobulin,  $\alpha$ -lactalbumin, bovine serum albumin and immunoglobulins [16]. These molecules were found to be surface active with Superior solubility than caseins. The lyophilization procedure was chosen because it provides protection against heat denaturation of protein molecules. The Atorvastatin calcium SD was evaluated for solubility study.

Varying ratios of drug and carrier were formulated and evaluated. To deduce the possible effects of the carrier on the drug, their solid dispersion were formulated and compared with plain drug.

**MATERIALS AND METHODS**

Atorvastatin calcium was obtained as gift sample from Mylan Lab Ltd, Nashik . Skimmed milk powder procured from Banaskantha Dist. Co-operative Milk Producers Union Ltd, Palanpur 385 001 India and all others chemicals /solvents used were of analytical grade.

**Determination of wavelength ( $\lambda_{max}$ ) in methanol [17,18]**

10 mg of drug was accurately weighed and was diluted to 100 ml using methanol to get a final solution of concentration 100  $\mu$ g/ml. This solution was used as stock solution. From the stock solutions 1 ml of aliquot was withdrawn and volume made up to 10 ml with methanol to obtain the solution with concentration 10  $\mu$ g/ml respectively. UV spectrum was recorded in the wavelength range of 200 - 400nm. Wavelength of maximum absorbance was determined.

**Construction of Beer’s Lamberts plot in methanol [17,18]**

The stock solution of methanol was used to prepare different dilutions. The absorbances of different dilutions were measured at 246 nm using methanol as blank by UV-Visible spectrophotometry

**Preparation of SD**

A SD containing Atorvastatin calcium with skimmed milk powder in varying ratios (Table1) were prepared by lyophilization [19]. The drug and carrier were prepared according to the specified drug-to-carrier ratio. Atorvastatin calcium was dissolved in methanol and the carrier was put in a mortar. The drug solution was introduced to the carrier with slow and continuous trituration until a porous mass was formed. The mass was freeze-dried in a lyophilizer at -40°C. The solid mass was pulverized and passed through sieve of 250 mm to get uniformly sized particles.

**Saturation solubility studies [20,21]**

Saturation solubility studies were conducted according to the method reported. Pure Atorvastatin calcium SD formulations containing equivalent amounts of drug were placed in a flask with glass topper containing 0.05M phosphate (pH6.8) buffer. The samples were placed on a shaker, agitated for 48h at 37±0.5 °C until equilibrium was achieved and the aliquots were filtered through 0.45 mm filter. The filtered samples were diluted and assayed using a UV-visible spectrophotometer against a blank prepared as described previously.

**RESULTS AND DISCUSSION**

**UV Spectrophotometric analysis of Atorvastatin calcium calcium**

The UV spectrum was recorded in the range 200-400 nm. The Wavelength of maximum absorption ( $\lambda_{max}$ ) was determined from the scan and then further preparation of (standard) curve was carried out at the detected wavelength of maximum absorption ( $\lambda_{max}$ ).

**Wavelength ( $\lambda_{max}$ ) of Atorvastatin calcium calcium in Methanol:**

Atorvastatin calcium was showing the maximum absorbance at 246.2 nm in methanol. The wavelength of Atorvastatin calcium calcium in methanol shown in fig 1 and Table 2.

**Construction of Beer’s lamberts plot of Atorvastatin calcium calcium in methanol:**

The Beer’s lamberts plot for Atorvastatin calcium in methanol was constructed. The regression coefficient of the lines obtained in methanol was found to be 0.9998 which is shown in Table 3 and Figure 2. The linearity in methanol was found in the concentration range of 5-25  $\mu$ g/ml.

**Saturation solubility studies:**

From the observation it has been found that there was enhancement in solubility of solid dispersion of Atorvastatin calcium as compared to plain Atorvastatin calcium.

Solid dispersions were prepared in the ratio of 1:1, 1:2, 1:3, upto 1:9 simultaneously they were observed in distilled water, a comparative study shows that as quantity of skimmed milk increases in solid dispersion the solubility rate also get increases and SD having ratio 1:9 was having greater solubility in distilled water.

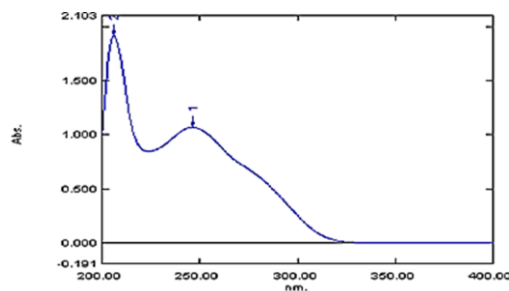
The observed result in case of pure drug and Polymer solubility in water is mentioned in table 4 , fig. 3 and fig.4.

**Table 1** -Preparation of Solid dispersion of Atorvastatin calcium and skimmed milk

Ratio (Drug:Carrier)	Weight of Atorvastatin calcium (mg)	Weight of milk powder (mg)
1:1	100	100
1:3	100	300
1:5	100	500
1:7	100	700
1:9	100	900

**Table 2:** Table of wavelength ( $\lambda_{max}$ ) of Atorvastatin calcium calcium in Methanol

Observed	Reported [19]
246.2 nm	246 nm



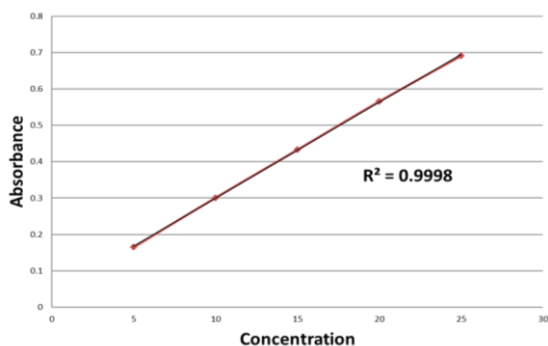
**Fig. 1** UV spectra of Atorvastatin calcium calcium in methanol

**Table 3:** Reading of Construction of Beer's lamberts plot of Atorvastatin calcium calcium in Methanol

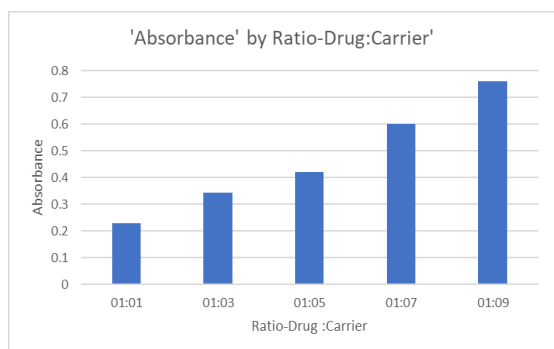
Concentration (In ppm)	Absorbance
5	0.185
10	0.301
15	0.433
20	0.566
25	0.691

**Table 4:** Evaluation of different SD formulations for solubility study

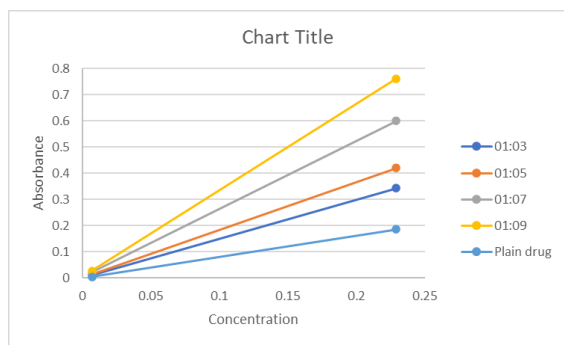
Ratio (Drug:Carrier)	Absorbance	Concentration(mg/ml)
1:1	0.229	0.00692
1:3	0.343	0.01138
1:5	0.420	0.0144
1:7	0.600	0.0217
1:9	0.761	0.0277
Plain drug	0.186	0.00524



**Fig. 2** Construction of Beer's lamberts plot of Atorvastatin calcium calcium in Methanol



**Fig. 3:** Overlay of solubility studies of Solid Dispersion of Atorvastatin calcium calcium and Skimmed milk in Distilled Water



**Fig 4-** Evaluation of different SD formulations and plain drug of Atorvastatin calcium

**CONCLUSION**

In the present study we investigated the possibility of preparing an SD of Atorvastatin calcium with skimmed milk by a lyophilization technique. The formulation was successful in significantly enhancing the solubility rate of Atorvastatin calcium. Therefore, the present methodology can be regarded as a commercially feasible technique for improving the solubility of Atorvastatin calcium with skimmed milk as carrier.

**Conflict of interests:** The authors do not have any conflict of interest to declare.

**REFERENCES**

- Satish A.Ahire and Ashwini A.Bachhav2, SOLUBILITY AND MOLECULAR FORCES, International Journal of Current Advanced Research, Vol 6, Issue 12, pp 8109-8117, 2017
- Di L, Paul V, Takashi M. Bridging solubility between drug discovery and development. Drug Discov Today. 2012; 17(9-10):486-495.
- C. Leuner and J. Dressman, "Improving drug solubility for oral delivery using solid dispersions," European Journal of Pharmaceutics and Biopharmaceutics, vol. 50, no. 1, pp. 47-60, 2000.
- R. Lobenberg and G. L. Amidon, "Modern bioavailability, bioequivalence and biopharmaceutics classification system. New scientific approaches to international regulatory standards," European Journal of Pharmaceutics and Biopharmaceutics, vol. 50, no. 1, pp. 3-12, 2000.
- WHO Prequalification of Medicines Programme, "General notes on Biopharmaceutics Classification System (BCS)-based bio waiver applications," Guidance Document, 2011.
- K. D. Tripathi, Essentials of Medical Pharmacology, Jaypee Brothers Medical, 6th edition, 2010.
- M. J. O'Neil, P. E. Heckelman, C. B. Koch, and K. J. Roman, The Merck Index: An Encyclopedia of Chemicals, Drugs and Biological, Merck Research Laboratories, Division of Merck and Co., 2006.
- J. S. Kim, M. S. Kim, H. J. Park, and S. J. Ji, "Physiological properties and oral bioavailability of amorphous Atorvastatin calcium hemi-calcium using spray drying and SAS process," International Journal of Pharmaceutics, vol. 359, pp. 211-219, 2008.
- A. Choudhary, A. C. Rana, G. Aggarwal, V. Kumar, and F. Zakir, "Development and characterization of an Atorvastatin calcium solid dispersion formulation using skimmed milk for improved oral bioavailability," Acta Pharmaceutica Sinica B, vol. 2, no. 4, pp. 421-428, 2012.
- Wlodarski K, Sawicki W, Paluch KJ, Tajber L, Grembecka M, Hawelek L, Wojnarowska Z, Grzybowska K, Talik E, Paluch M. The influence of amorphization methods on the apparent solubility and dissolution rate of Tadalafil. Eur. J. Pharm. Sci. 2014; 62:132-140.
- Thayer AM. Finding solutions, Custom manufacturers take on drug solubility issues to help pharmaceutical firms move products through development. Chem Eng News. 2010; 8:13-18.
- Miller DA, McConville JT, Yang W, Williams RO, McGinity JW. Hot-melt extrusion for enhanced delivery of drug particles. J Pharm Sci. 2007; 96(2):361-376.
- Chauhan B, Shimpi S, Paradkar A. Preparation and evaluation of glibenclamide-polyglycolized glycerides solid dispersions with silicon dioxide by spray drying technique. Eur. J. Pharm. Sci. 2005; 26:219-230.
- Sugimoto M, Okagaki T, Narisawa S, Koida Y, Nakajima K. Improvement of dissolution characteristics and bioavailability of poorly water-soluble drugs by novel cogrinding method using water-soluble polymer. Int J Pharm. 1998; 160:11-19.
- Dickinson E, Stainsby G. Advances in Food Emulsion and Foams. Elsevier Applied Sciences, London, 1988.
- Sahin N O, Arslan H. Inclusion complex of prednisolone with skimmed milk. Part I: physico chemical characterization. Yakugaku Zasshi 2007; 127:1255-61.
- Chowdary KP, Rao SS. Investigation of dissolution enhancement of itraconazole in superdisintegrants. Drug Dev Ind Pharm 2000; 26:1217-20.

18. H.Padmalatha, Dr. Prof. G. Vidyasagar, Quantitative Estimation of Atorvastatin calcium by Uv Spectrophotometry, International Journal of Pharmacy & Technology 2011;3:2653-8.
19. Indian Pharmacopoeia, 5th Ed., Ghaziabad; the Indian Pharmacopoeia Commission: 2007 Vol. II, 131-134.
20. VippaguntaSR, MaulKA, TallavajhalaS, GrantDJ. Solid state Characterization of nifedipine solid dispersions. Int J Pharm 2002;236:111–23.
21. Vanden MooterG, WuytsM, BlatonN, BussonR, GrobetP, Augustijns P,etal. Physical stabilization of amorphous ketoconazole in solid dispersions with polyvinylpyrrolidone K25. Eur J Pharm Sci 2001;12:261–9.
22. HecqJ, DeleersM, FanaraD, VranckxH, AmighiK. Preparation and characterization of nanocrystals for solubility and dissolution rate enhancement of nifedipine. Int JPharm 2005;299:167–77.