

The Most Favored Anteroposterior Lip Position Among Indian Facial Profiles.

MD Ashok Kumar, Dr. Rohan John Michael,
Saveetha university, Chennai.

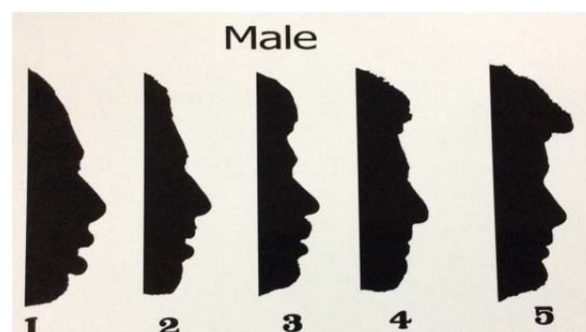
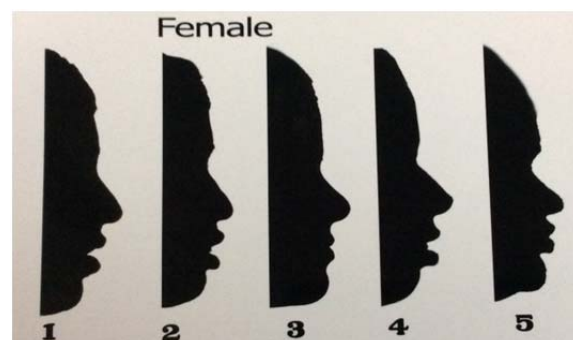
Dr.D.Jagadeesh,A
IMST University, Kedah, Malaysia.

Abstract:

The aim of this study is to assess the most-favored or most well-balanced profile from a series of facial silhouettes of Indian population with varying anteroposterior lip positions. Average female and male profiles will be constructed from the profiles of 30 Indian men and women with normal occlusions. The lips in each average profile will be protruded or retruded. 5 images of males and 5 images of females will be arranged with the average profile in the center. 50 male and 50 female people will be asked to select the most favorite profile of the five kept on each gender. Copy of profiles will be issued to the people and asked to select the favorite profile. Through this research, we can use the favorite profile for reference and plan treatment to the patients according to the most favorite position.

INTRODUCTION:

The aim of this study is to assess the most-favored or most well-balanced profile from a series of facial silhouettes of Indian population with varying anteroposterior lip positions. Average female and male profiles will be constructed from the profiles of 30 Indian men and women with normal occlusions. The lips in each average profile will be protruded or retruded. 5 images of males and 5 images of females will be arranged with the average profile in the center. 50 male and 50 female people will be asked to select the most favorite profile of the five kept on each gender. Through this research, we can use the favorite profile for reference and plan treatment to the patients according to the most favorite position.[1,2].



MATERIALS AND METHODS:

Average Indian silhouettes were constructed from 5 of adults of both sexes with a normal occlusion with minor or no crowding, all teeth present except third molars, no previous orthodontic treatment, and no prosthetic replacement of teeth. Copy of profiles was issued to the people and asked to select the favorite profile. 50 male and 50 female people will be asked to select the most favorite profile of the five kept on each gender.[1,2].

STATISTICS AND RESULTS:

	% within Sex	100.0%	100.0%	100.0%
Total	Count	50	50	100
	% within Sex	98.0%	76.0%	87.0%
No	Count	49	38	87
	% within Sex	2.0% Male	24.0% Female	13.0% Total
Profile1 Yes	Count	1	12	13
		Sex		

Profile1 * Sex Crosstabulation

		% within Sex	100.0%	100.0%	100.0%
Total		Count	50	50	100
		% within Sex	100.0%	98.0%	99.0%
No		Count	50	49	99
		% within Sex	100.0%	98.0%	99.0%
Profile2	Yes	Count	Male	Female	Total
			0	1	1

Profile2 * Sex Crosstabulation

		% within Sex	100.0%	100.0%	100.0%
Total		Count	50	50	100
		% within Sex	70.0%	26.0%	48.0%
No		Count	35	13	48
		% within Sex	70.0%	26.0%	48.0%
Profile3	Yes	Count	Male	Female	Total
			15	37	52

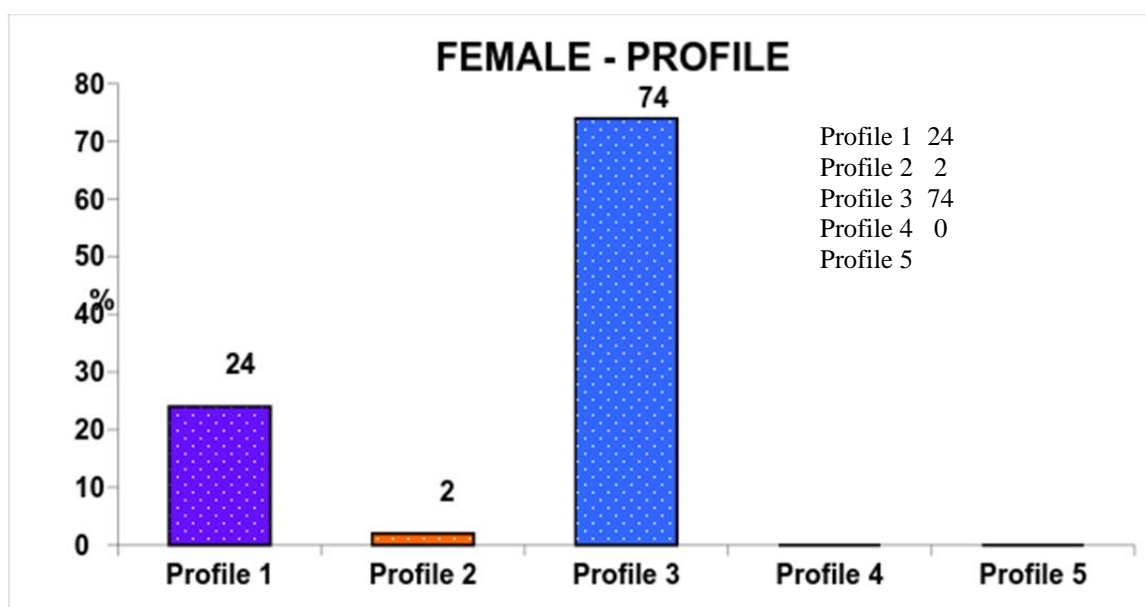
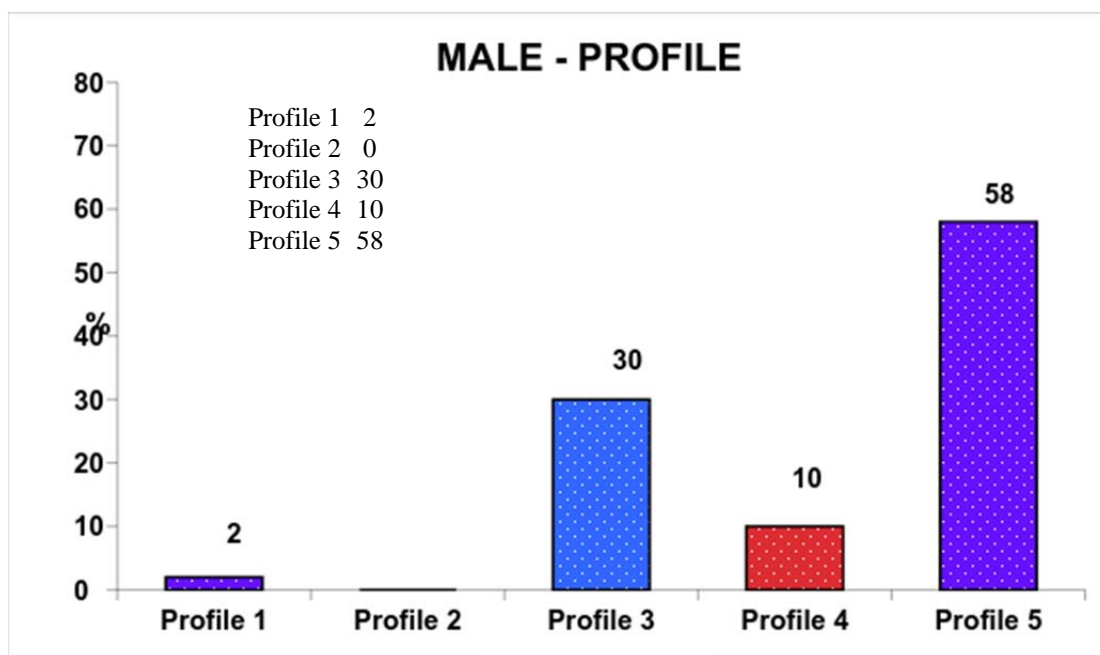
Profile3 * Sex Crosstabulation

		% within Sex	100.0%	100.0%	100.0%
Total		Count	50	50	100
		% within Sex	90.0%	100.0%	95.0%
No		Count	45	50	95
		% within Sex	90.0%	100.0%	95.0%
Profile4	Yes	Count	Male	Female	Total
			5	0	5

Profile4 * Sex Crosstabulation

		% within Sex	100.0%	100.0%	100.0%
Total		Count	50	50	100
		% within Sex	42.0%	100.0%	71.0%
No		Count	21	50	71
		% within Sex	42.0%	100.0%	71.0%
Profile5	Yes	Count	Male	Female	Total
			29	0	29

Profile5 * Sex Crosstabulation



DISCUSSION:

The objectives of orthodontic treatment are to achieve facial balance, by stabilizing the dentition, and pleasing facial and dental esthetics.[3].

The people rated the most-favored Japanese profiles as slightly more retruded than the average for both men and women. If the raters in this study chose the average profile as the well-balanced one, 5 was considered most favored for men and 3 for women. The tendency was to prefer a slightly more retruded lip position than the average lip position for women.[4,5].

In a study with frontal photographs, Langlois and Roggman[6], suggested that attractive faces were only average and are consistent with evolutionary pressures that favor characteristics close to the mean of the population

and with cognitive processes that favor prototypical category members. On the other hand, Alley and Cunningham[7], reported that some facial features with atypical dimensions such as large eyes, cheekbones, and chins for men were more attractive than the same features with average dimensions. They concluded that an average facial appearance is preferred, but not ideally attractive. Patients over 30 years of age might prefer more age-appropriate profiles. Consideration must therefore be given to the sample size for the over 30-year-old patients because of the relatively small sample size in this study. Although it was still useful for analyzing the groups to evaluate whether there were any interesting trends, the groups were available samples, and there might have been some bias. The perception of Indian laypersons in evaluating the soft-

tissue profile might be different from that of the orthodontic patients. Additional research on the issue of assessing the preference of the soft-tissue profile among Indian laypersons with a large sample size thus appears to be warranted.

CONCLUSION:

From this research we can conclude as the fifth profile for males and the third profile for females. Now, from this the orthodontists can know about the preference of facial profiles by the people undergoing orthodontic treatment.

REFERENCES:

- 1) Peter M. Ng'ang'a,^e John D. Rugh,^f and Hideharu Yamaguchi^g Chiba, Japan, San Antonio, Tex, and Nairobi, Kenya
- 2) Anteroposterior lip positions of the most favored Japanese facial profiles Hideki Ioi,^a Shunsuke Nakata,^b Akihiko Nakasima,^c and Amy L. Counts^d Fukuoka, Japan, and Oklahoma City, Okla
- 3) Burstone CJ, Marcotte MR. Problem solving in orthodontics. Carol Stream (Ill): Quintessence; 2000.
- 4) Ishii K, Yamaki M, Saito I, Kaloust S, Hanada K. WWW-based investigations of profile preferences among Caucasians and Japanese. *Orthod Waves* 1998;57:425-30.
- 5) Mantzikos T. Esthetic soft tissue profile preferences among the Japanese population. *Am J Orthod Dentofacial Orthop* 1998;114: 1-7.
- 6) Langlois JH, Roggman LA. Attractive faces are only average. *Psychol Sci* 1990;1:115-21.
- 7) Alley TR, Cunningham MR. Average faces are attractive, but very attractive faces are not average. *Psychol Sci* 1991;2:123-5.